

Scaled data based on original data using
LM-79-08 Approved Method: Electrical and Photometric Measurements of Solid-
State Lighting Products

Test Report Prepared for
Cooper Lighting Solutions
(formerly Eaton)

Brand: INVUE

Report Number: P401304

Luminaire Tested: **ENT-SA1C-735-U-T4W**

Issue Date: 5/20/2020

Test Information

Test Method: LM-79-08
Report Number: P401304
TEST IS SCALED FROM IESNA LM-79-08 TEST DATA (G1-2004-754-17)
Test Lab: INNOVATION CENTER
Issue Date: 5/20/2020
Manufacturer: COOPER LIGHTING SOLUTIONS (FORMERLY EATON)
Product Line: INVUE
Catalog Number: ENT-SA1C-735-U-T4W
Description: ENTRI LED LUMINAIRE
(1) 70 CRI, 3500K, 615mA LIGHTSQUARE WITH 16 LEDS AND TYPE IV WIDE OPTICS
Light Source: -
Ballast/Driver: ELECTRONIC DRIVER

Summary

Lumens per Lamp: N/A
Luminaire Lumens: 4237 lumens
Efficiency: N/A
Efficacy: 127.2 lumens/watt
Luminous Opening: Rectangular (W 0.5' x L: 0.5' x H: 0')
IES Classification: Type IV - Short - Semi-Cutoff
BUG Rating: B1 - U0 - G1

Input Watts (W): 33.3
Input Voltage (V): NR
Input Current (Ain): NR
Voltage Rise (V): NR
Power Factor: NR
Total Harmonic Distortion (THDi): NR
Frequency (hertz): 60
Stabilization Time: NR
Operation Time: NR
Ambient Temperature (°C): NR
Test Distance: 25 FT

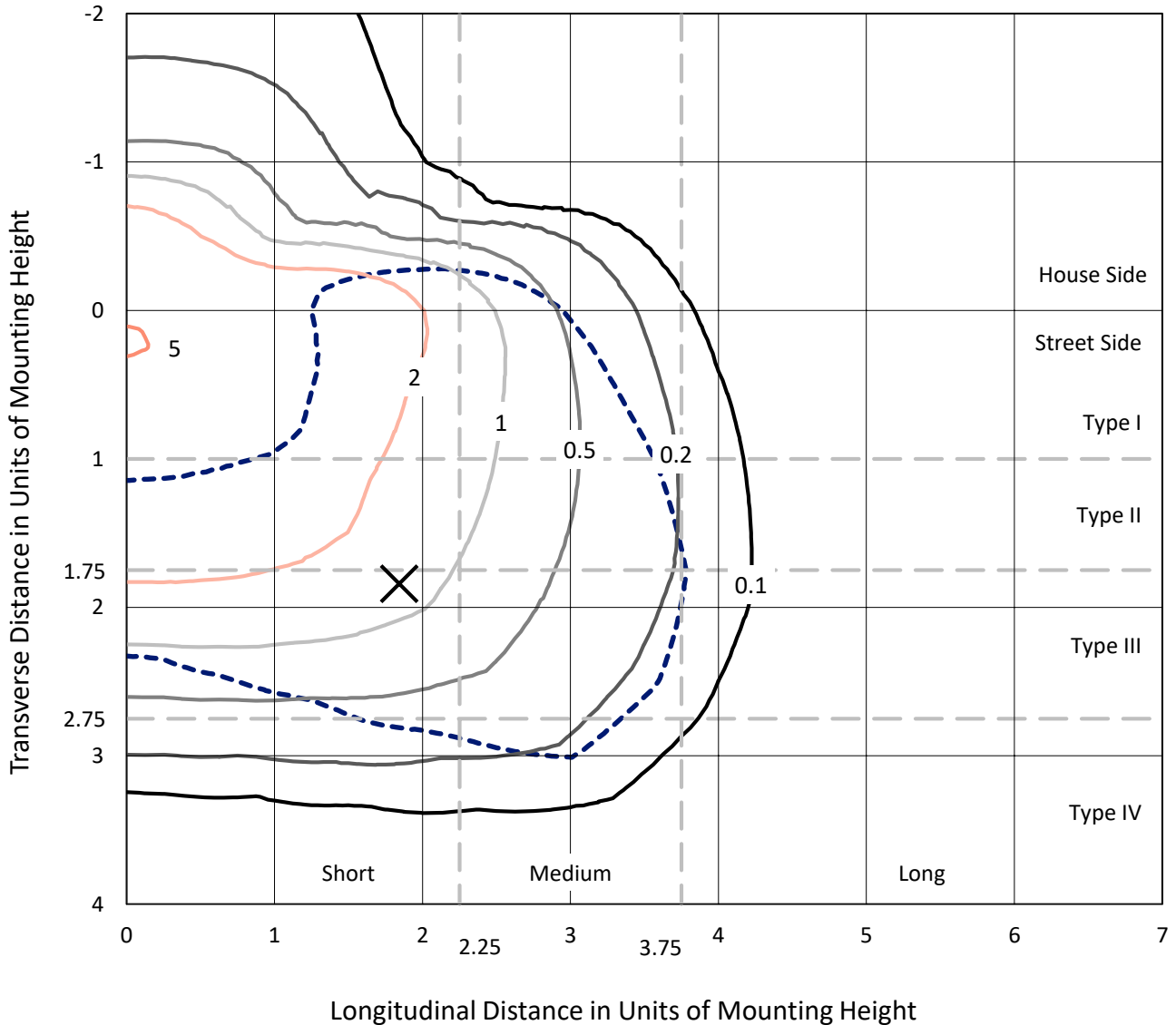


REPORT NUMBER: P401304

CATALOG NUMBER: ENT-SA1C-735-U-T4W

Iso-Footcandle Lines of Horizontal Illumination

✕ Max cd
 - - - 1/2 Max cd

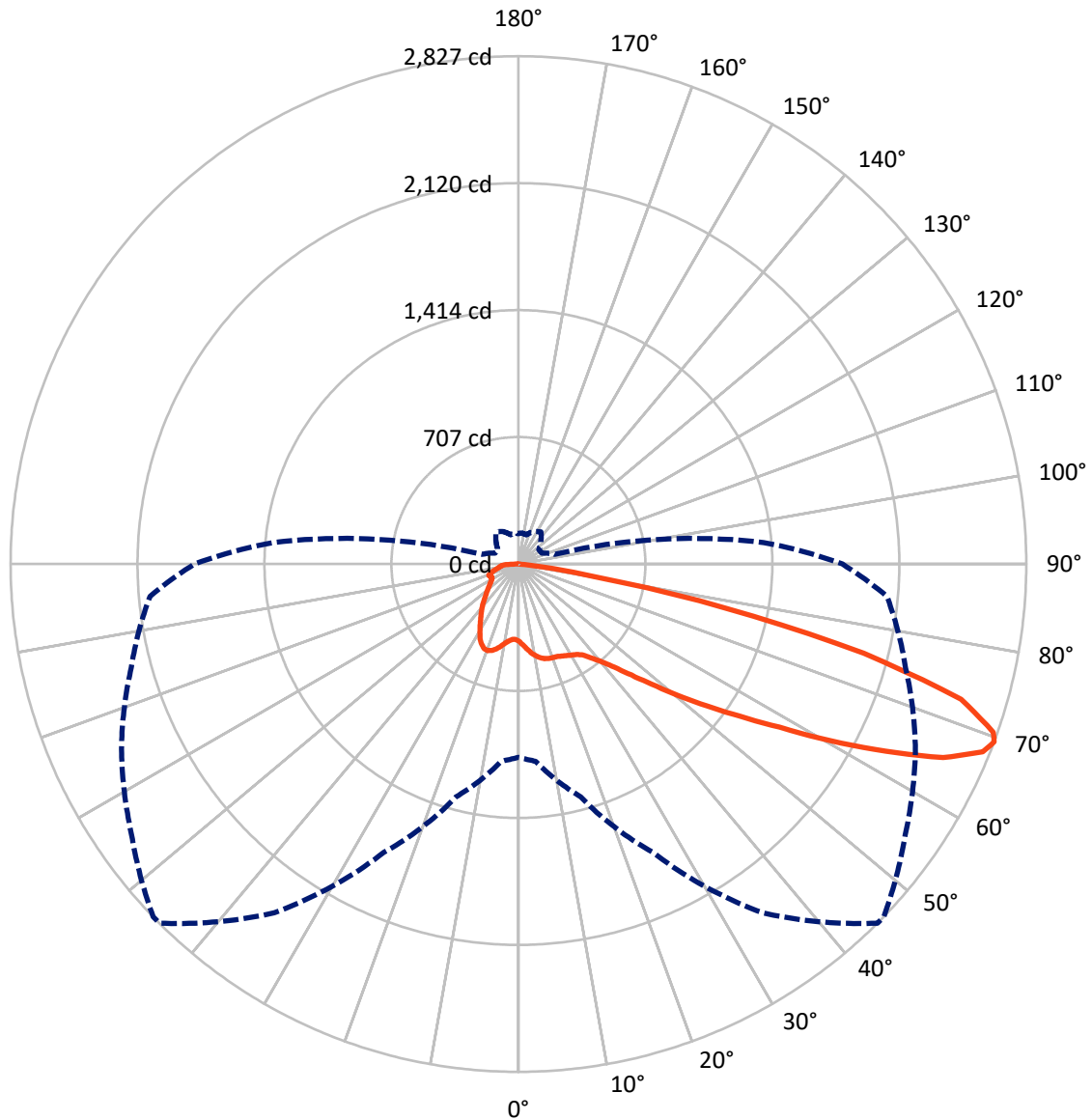


Based on 10 foot mounting height. Maximum calculated value = 5.3 fc
 Type IV - Short - Semi-Cutoff

REPORT NUMBER: P401304

CATALOG NUMBER: ENT-SA1C-735-U-T4W

Luminous Intensity Polar Plot



— Vertical Plane Through 45-Deg Lateral - - - Horizontal Cone Through 69-Deg Vertical

REPORT NUMBER: P401304

CATALOG NUMBER: ENT-SA1C-735-U-T4W

FLUX DISTRIBUTION:

		Downward	Upward	Total
House Side	Lumens	997.5	0.0	997.5
	% Fixture	23.5	0.0	23.5
Street Side	Lumens	3239.4	0.0	3239.4
	% Fixture	76.5	0.0	76.5
Total	Lumens	4237.0	0.0	4237.0
	% Fixture	100.0	0.0	100.0

Coefficient of Utilization

ZONAL LUMENS:

Zone	Lumens	% Fixture
0°-10°	43.8	1.0
10°-20°	145.2	3.4
20°-30°	245.4	5.8
30°-40°	355.0	8.4
40°-50°	536.1	12.7
50°-60°	903.9	21.3
60°-70°	1243.5	29.3
70°-80°	689.1	16.3
80°-90°	75.0	1.8
90°-100°	0.0	0.0
100°-110°	0.0	0.0
110°-120°	0.0	0.0
120°-130°	0.0	0.0
130°-140°	0.0	0.0
140°-150°	0.0	0.0
150°-160°	0.0	0.0
160°-170°	0.0	0.0
170°-180°	0.0	0.0
0°-90°	4237.0	100.0
0°-180°	4237.0	100.0



REPORT NUMBER: P401304

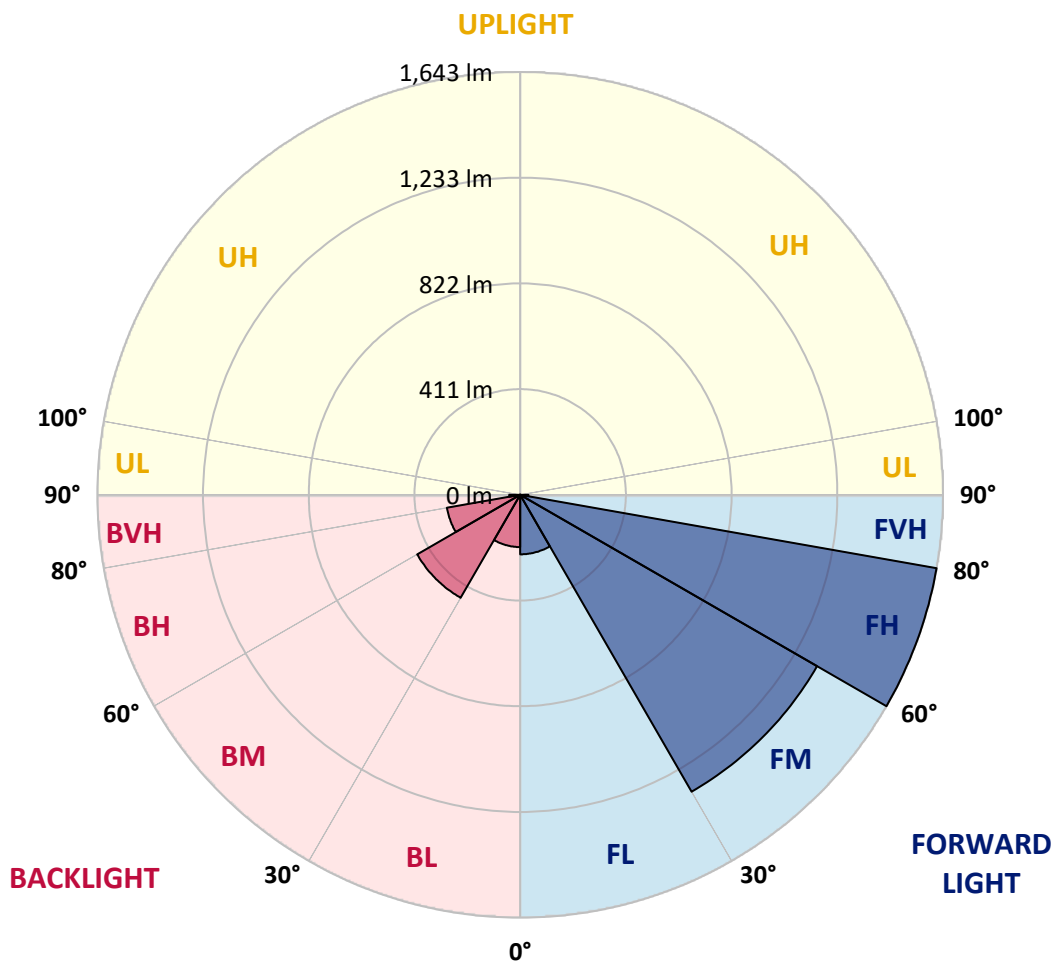
CATALOG NUMBER: ENT-SA1C-735-U-T4W

LUMINAIRE CLASSIFICATION SYSTEM LUMEN TABLE AND BUG RATING:

Zone		Lumens	% Fixture	Zone Rating/Lumen Limit		
				B	U	G
FL	(0°-30°)	231.3	5.5			
FM	(30°-60°)	1332.6	31.5			
FH	(60°-80°)	1643.5	38.8			G1/1800
FVH	(80°-90°)	32.1	0.8			G1/100
BL	(0°-30°)	203.1	4.8	B1/500		
BM	(30°-60°)	462.4	10.9	B1/1000		
BH	(60°-80°)	289.1	6.8	B1/500		G1/500
BVH	(80°-90°)	42.9	1.0			G1/100
UL	(90°-100°)	0.0	0.0		U0/0	
UH	(100°-180°)	0.0	0.0		U0/0	

BUG Rating: B1-U0-G1

Type IV Short





REPORT NUMBER: P401304

CATALOG NUMBER: ENT-SA1C-735-U-T4W

CANDELA DISTRIBUTION (FULL):

	0°	5°	15°	25°	35°	45°	46°	55°	65°	75°	85°
0°	430.1	430.1	430.1	430.1	430.1	430.1	430.1	430.1	430.1	430.1	430.1
2.5°	457.2	456.6	457.2	454.8	452.4	448.7	447.5	443.3	440.3	436.1	432.5
5°	490.9	492.7	492.1	489.1	479.5	472.2	472.2	463.2	453.6	444.5	436.1
7.5°	527.6	527.6	524.0	518.0	508.4	497.5	496.3	484.3	470.4	457.8	444.5
10°	554.1	555.4	549.9	541.5	529.5	518.0	516.8	502.9	489.7	473.4	457.2
12.5°	572.8	572.8	568.0	560.2	545.7	534.9	533.7	521.0	507.2	490.3	471.6
15°	582.5	581.3	577.0	568.6	556.0	546.9	545.1	534.3	522.8	506.0	486.1
17.5°	580.6	580.6	577.0	568.6	559.6	552.3	551.1	543.3	534.9	518.6	498.7
20°	572.8	572.2	571.0	564.4	558.4	555.4	554.1	550.5	545.1	531.3	512.6
22.5°	565.6	565.0	563.2	559.0	556.6	558.4	558.4	557.8	557.2	546.3	528.2
25°	569.8	569.2	565.6	559.6	559.0	567.4	568.0	569.8	571.0	562.0	543.3
27.5°	599.3	597.5	587.3	571.6	566.2	577.0	578.2	583.7	582.5	572.8	556.6
30°	657.1	657.7	634.9	601.1	583.1	587.9	588.5	594.5	592.7	584.9	571.6
32.5°	744.5	744.5	707.1	655.9	610.2	600.5	598.7	604.1	611.4	601.1	587.9
35°	855.3	852.3	807.1	728.2	656.5	622.2	621.0	618.6	631.2	621.6	602.3
37.5°	966.7	955.9	911.9	825.2	721.6	664.4	659.6	652.3	659.6	639.1	622.2
40°	1056.5	1054.7	1018.5	930.6	798.7	715.6	712.0	680.0	684.9	668.6	662.0
42.5°	1155.3	1156.5	1132.4	1043.8	890.8	784.8	775.2	725.8	739.7	733.6	730.6
45°	1263.7	1262.5	1244.4	1151.7	1003.5	881.2	869.2	808.3	836.6	833.0	849.9
47.5°	1346.8	1353.4	1343.2	1277.5	1137.2	998.1	989.0	914.9	957.7	986.6	1018.5
50°	1460.1	1459.5	1431.7	1404.6	1292.6	1147.4	1138.4	1055.9	1117.3	1159.5	1217.9
52.5°	1600.4	1595.6	1538.4	1528.7	1481.7	1310.7	1302.8	1216.7	1304.7	1341.4	1460.1
55°	1688.3	1687.7	1658.2	1675.1	1676.3	1492.6	1482.9	1406.4	1505.8	1548.0	1727.5
57.5°	1761.8	1762.4	1787.1	1846.1	1885.9	1713.6	1710.0	1616.7	1717.2	1776.3	1988.3
60°	1818.4	1830.5	1899.8	2034.7	2100.9	1995.5	1979.9	1881.1	1948.5	1972.0	2187.7
62.5°	1795.6	1811.2	1947.3	2146.1	2316.6	2294.3	2288.9	2146.1	2145.5	2133.5	2336.4
65°	1614.9	1648.6	1863.0	2141.9	2458.7	2597.9	2590.0	2396.1	2328.6	2268.4	2381.0
67.5°	1321.5	1328.7	1587.1	1978.1	2457.5	2788.8	2780.4	2578.0	2442.5	2294.9	2250.3
69°	1075.8	1102.3	1341.4	1770.9	2370.8	2827.3	2827.3	2628.6	2438.2	2231.6	2058.8
70°	930.6	931.8	1162.5	1605.8	2252.7	2804.5	2809.9	2628.6	2403.9	2149.1	1888.9
72.5°	436.1	463.2	609.0	1048.1	1819.6	2578.0	2591.2	2455.1	2204.5	1851.6	1417.3
75°	130.7	135.5	203.0	496.9	1042.6	1985.9	2015.4	2042.5	1795.6	1363.1	872.8
77.5°	77.7	77.1	98.2	168.7	482.5	1177.6	1190.8	1306.5	1164.9	757.7	396.3
80°	37.9	39.2	52.4	81.9	180.7	427.7	470.4	610.8	516.2	296.3	145.2
82.5°	12.6	13.9	21.7	33.1	76.5	137.9	152.4	191.5	165.0	107.8	62.0
85°	0.0	0.0	0.6	1.2	4.2	10.2	10.2	22.9	34.3	37.9	20.5
87.5°	0.0	0.0	0.6	0.6	1.2	1.2	1.2	1.2	1.2	1.2	1.8
90°	0.0	0.0	0.0	0.0	0.0	0.0	0.0	0.0	0.0	0.0	0.0



REPORT NUMBER: P401304

CATALOG NUMBER: ENT-SA1C-735-U-T4W

CANDELA DISTRIBUTION (continued):

	90°	95°	105°	115°	125°	135°	145°	155°	165°	175°	180°
0°	430.1	430.1	430.1	430.1	430.1	430.1	430.1	430.1	430.1	430.1	430.1
2.5°	430.7	429.5	427.1	424.6	423.4	420.4	421.0	419.8	419.2	419.2	419.8
5°	431.9	430.1	426.5	424.0	421.6	420.4	423.4	424.6	425.8	425.8	426.5
7.5°	439.1	435.5	431.3	428.3	428.9	430.7	435.5	439.1	440.9	442.1	443.3
10°	451.1	446.9	440.9	440.3	441.5	446.3	453.0	458.4	463.2	466.2	466.2
12.5°	463.8	458.4	453.6	454.8	460.2	467.4	474.0	480.1	484.3	487.3	487.9
15°	477.6	472.2	467.4	470.4	479.5	487.9	493.9	496.3	498.1	501.1	501.7
17.5°	490.3	485.5	481.3	489.1	496.9	503.5	505.4	504.2	501.7	503.5	504.8
20°	503.5	499.3	496.9	505.4	510.8	511.4	506.6	501.1	495.1	495.1	495.7
22.5°	519.8	514.4	513.2	517.4	515.6	508.4	496.3	487.9	479.5	478.3	480.1
25°	535.5	530.1	529.5	526.4	510.8	492.1	475.8	466.2	459.6	460.2	463.8
27.5°	551.1	547.5	548.1	531.9	496.9	468.6	446.9	439.1	440.9	442.1	445.7
30°	566.8	566.8	569.2	531.9	477.6	435.5	415.0	414.4	419.2	422.8	427.1
32.5°	584.9	590.3	586.1	525.2	451.7	401.8	385.5	386.7	392.1	398.1	401.8
35°	602.3	615.0	602.9	510.2	416.2	371.0	357.8	356.0	360.2	365.6	367.4
37.5°	630.0	650.5	617.4	486.7	379.5	343.9	330.7	325.9	321.6	325.9	325.3
40°	678.2	702.9	628.2	447.5	343.9	318.6	304.8	295.7	285.5	276.5	276.5
42.5°	755.3	771.6	634.3	399.9	308.4	293.3	279.5	266.2	250.6	234.3	234.3
45°	881.2	884.8	636.7	349.4	275.9	268.0	253.6	240.9	220.5	204.2	200.6
47.5°	1049.3	1033.6	642.7	300.6	247.6	245.8	233.7	219.2	197.0	181.9	180.1
50°	1275.1	1207.7	669.2	261.4	224.7	226.5	217.4	200.6	179.5	168.7	166.2
52.5°	1529.3	1427.5	689.7	230.1	204.8	210.2	203.6	187.3	169.3	160.2	158.4
55°	1807.0	1638.9	684.9	209.0	189.7	195.8	193.3	179.5	163.2	155.4	153.6
57.5°	2033.5	1787.7	642.7	190.3	174.7	183.1	185.5	174.7	159.6	152.4	150.6
60°	2203.3	1869.0	556.0	174.7	162.6	172.9	179.5	171.7	159.0	154.8	153.0
62.5°	2280.4	1861.8	443.3	162.6	153.6	165.6	180.1	176.5	168.1	171.1	171.7
65°	2237.1	1770.9	332.5	153.6	148.2	166.8	190.3	190.3	177.7	183.1	183.7
67.5°	2014.8	1532.9	242.1	147.0	142.8	172.9	209.6	197.6	173.5	177.7	175.9
69°	1803.4	1371.5	207.8	143.4	138.5	175.9	218.0	198.8	168.7	173.5	168.7
70°	1648.0	1225.7	186.7	140.3	136.7	175.9	220.5	197.6	166.2	169.9	164.4
72.5°	1172.7	851.1	153.6	134.3	130.1	162.6	216.2	190.9	159.6	155.4	145.2
75°	681.8	470.4	130.7	127.7	115.0	142.8	205.4	183.7	153.0	145.2	137.9
77.5°	286.1	210.2	111.4	116.3	101.8	127.1	192.1	176.5	145.2	134.3	130.7
80°	116.3	104.8	92.8	100.6	88.5	112.0	177.1	164.4	133.7	122.9	117.5
82.5°	60.8	57.8	71.1	81.3	73.5	103.0	166.8	156.0	124.1	113.2	106.6
85°	18.1	24.1	40.4	55.4	56.0	92.8	162.0	144.6	107.8	93.4	92.2
87.5°	1.2	4.8	13.9	28.9	36.7	71.1	131.3	118.7	87.3	73.5	74.1
90°	0.0	0.0	0.0	0.0	0.0	0.0	0.0	0.0	0.0	0.0	0.0

(END OF REPORT)